

# new one

Honeycomb paper auto-  
matically produces the  
paper machine

----FWB525N



## Product instructions for use

Before installing and using the product, please read the instruction manual carefully, and properly keep and spare!  
[www.AirPackagingMachine.com](http://www.AirPackagingMachine.com)

## »» Preface

Thank you for choosing the products of the company, the company sincerely provides our distinguished customers with excellent quality products, and will provide professional and reliable after-sales service.

To ensure the personal safety of the users and the safety and integrity of the instruments. Please use it in strict accordance with this instruction manual.

## »» Special explanation

This instruction shall not be used as a basis for any request to the Company. The company has the right to interpret this instruction manual.

## »» Product use

【Honeycomb paper automatic paper issuing machine】 It is suitable for honeycomb wrapping paper. Because the honeycomb wrapping paper has a pre-cut hole, the paper opening machine will stretch the honeycomb paper wrapping paper into a three-dimensional structure, which can effectively support and package items, and play a good buffer role. The honeycomb paper issuing machine can also place snow pear paper at the same time. When the machine is running, take out the honeycomb paper and Sydney paper together to simplify the packaging steps and make the product package in one step and easy to use.

## »» Product characteristics

- 1, Double drum differential operation, high stability.
- 2, High power and high capacity motor, more lasting service life.
- 3, The full gear transmission system, no wearing parts.
- 4, High temperature resistant silica gel, corrosion resistance, non-toxic, high temperature resistance.
- 5, The independent buffer spring is fixed in the structure, smooth and no lag.
- 6, Independent research and development of control panel, simple interface, perfect functions, easy to operate.
- 7, The structure design is more reasonable, small in appearance, and portable to use.

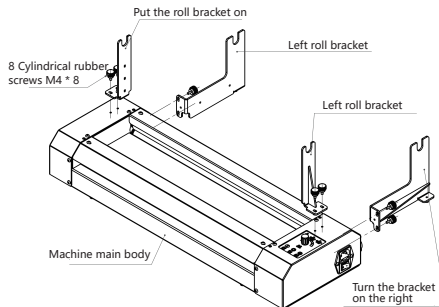


# Product Parameter

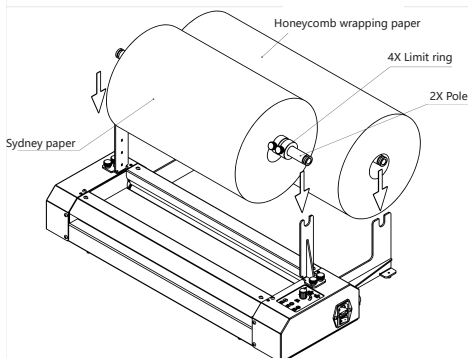
Maximum honeycomb paper diameter(mm)	230mm
Maximum honeycomb paper length (mm)	510mm
Power Supply Voltage (V / Hz)	110~220V/50~60Hz
Consumed power (W)	80W
Net weight (kg)	15.4kg
Machine gross weight (kg)	16.6kg
Appearance dimensions LWH (mm)	657×385×250mm
Outer box dimensions LWH (mm)	710×290×250mm
Top speed (m / min)	25m/min
Ambient condition	Temperratuer 5~40 degrees Celsius;Humidity < 85%RH

# Product installation

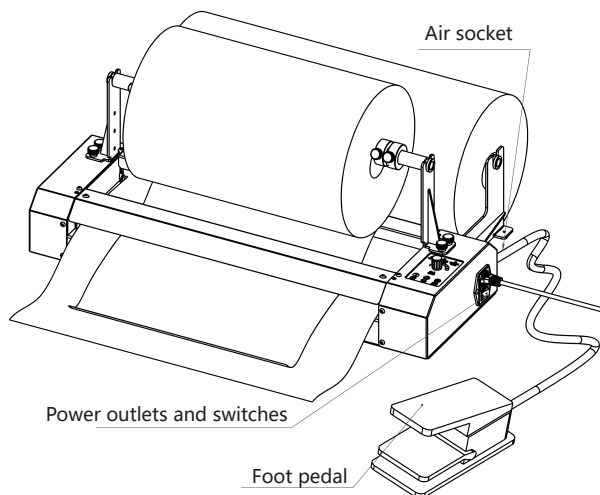
## 1. Install bracket



## 2. Put the honeycomb paper and snow pear paper into the bracket rod, and put it into the machine card slot.



3, Open the machine, put the paper close to the drum, the machine drum will automatically inhale the honeycomb wrapping paper



## Product operation

**Power lamp:** The 24V switch power supply module inside the machine is running normally.

**Panel mode:** The machine records the panel mode, and the foot switch cannot be controlled.

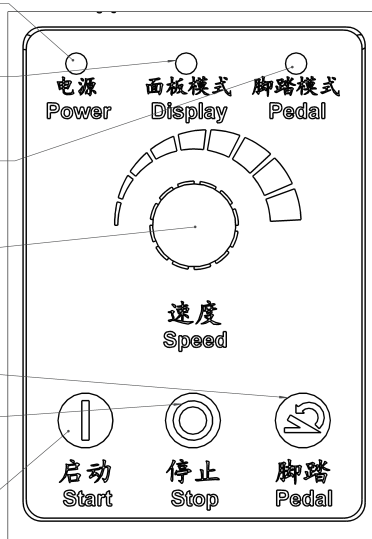
**Foot mode:** The machine records the foot mode, and the foot switch can be controlled.

**Knob:** can adjust the running speed, clockwise direction acceleration, counterclockwise deceleration.

**Knob:** can adjust the running speed, clockwise direction acceleration, counterclockwise deceleration.

**Stop key:** After pressing, the machine stops

**Start key:** After pressed, the machine will enter the panel mode to adjust the speed through the control knob.



---

# **Our service purpose**

**Quality first**

**Customer orientation**

**Pioneering and innovating**

**Steady development**

**Abide by credit**

**People oriented**



Honeycomb paper automatically  
produces the paper machine