

Honeycomb paper paper machine

FWB525S



Product instructions for use

Before installing and using the product, please read the instruction manual carefully, and properly keep and spare!

Preface

Thank you for choosing the company's products, the company sincerely provides our distinguished customers with excellent quality products, and will provide professional and reliable after-sales service.

To confirm the use of pedestrians to the people. Personal safety and instrument safety and integrity. Please use it in strict accordance with this instruction manual.

Special explanation

This instruction shall not be used as a basis for any request to the Company.

The company has the right to interpret this instruction manual.

Product use

[Honeycomb paper automatic paper issuing machine] It is suitable for honeycomb wrapping paper. Because the honeycomb wrapping paper has a pre-cut hole, the paper opening machine will stretch the honeycomb paper wrapping paper into a three-dimensional structure, which can effectively support and package items, and play a good buffer role. The honeycomb paper issuing machine can also place the Sydney paper at the same time. When the machine is running, take the honeycomb paper and Sydney paper together to simplify the packaging steps and make the product package in one step and easy to use.

Product characteristics

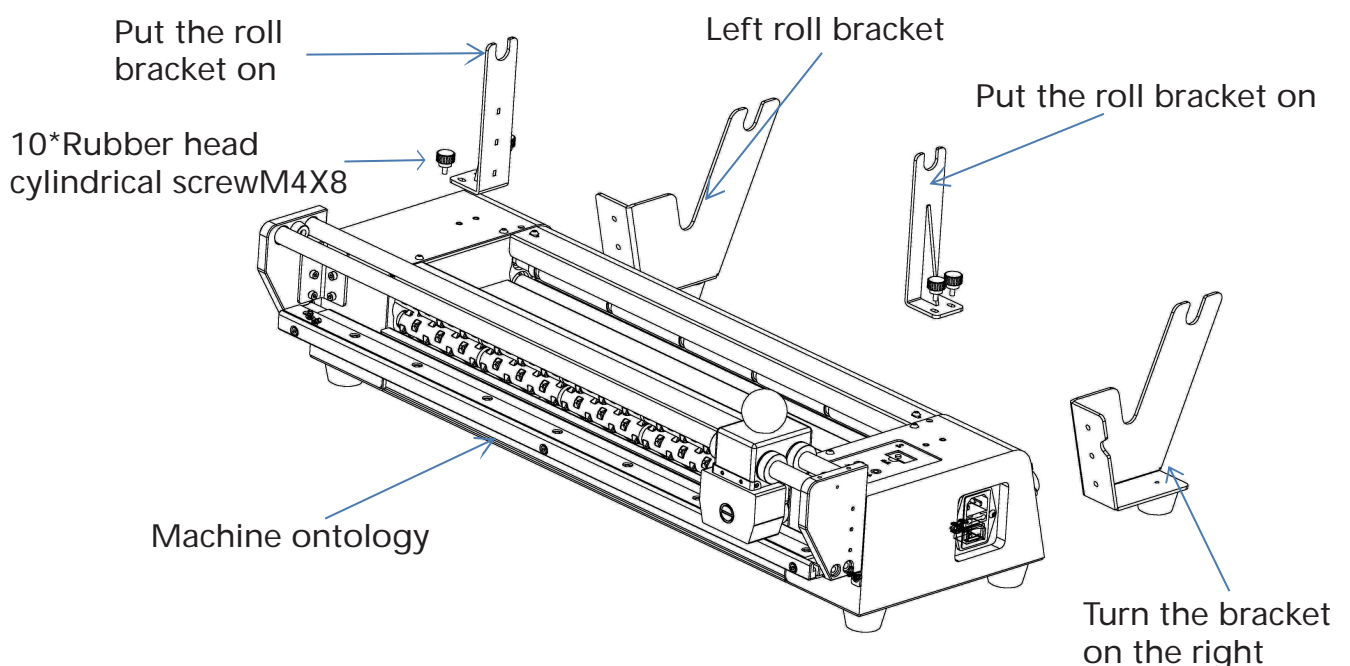
- 1, Double drum differential operation, high stability.
- 2, High power and high capacity motor, more lasting service life.
- 3, The belt drive system, light noise, small vibration.
- 4, High temperature resistant silica gel, corrosion resistance, non-toxic, high temperature resistance.
- 5, The independent buffer spring is fixed in the structure, smooth and no lag.
- 6, Independent research and development of control panel, simple interface, perfect functions, easy to operate.
- 7, The structure design is more reasonable, small in appearance, and portable to use.

Product Parameter

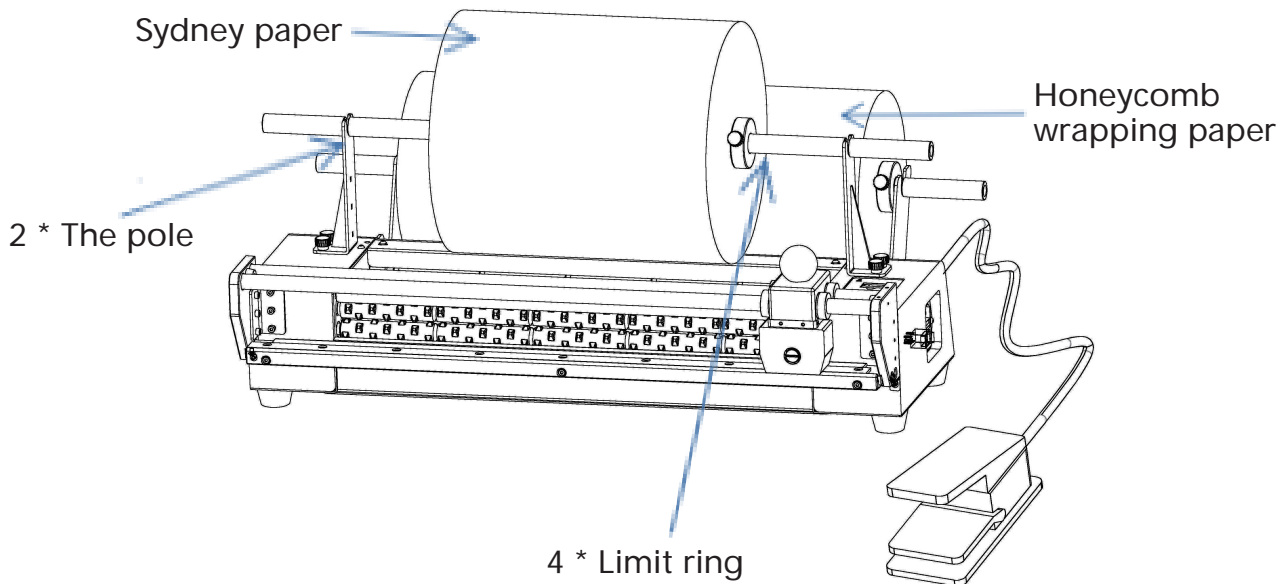
Maximum honeycomb paper diameter (mm)	230mm
Maximum honeycomb paper length (mm)	510mm
Power Supply Voltage (V / Hz)	110~220V/50~60Hz
Consumed power (W)	100w
Net weight (kg)	21kg
Machine gross weight (kg)	24kg
Appearance dimensions LWH (mm)	689 × 496 × 315mm
Outer box dimensions LWH (mm)	720mm*450mm*200mm
Top speed (m / min)	25m/min
Ambient condition	Temperature Temperratuer5~40 ° C; 850% RH of humidity Humidity

Instructions for product installation and use

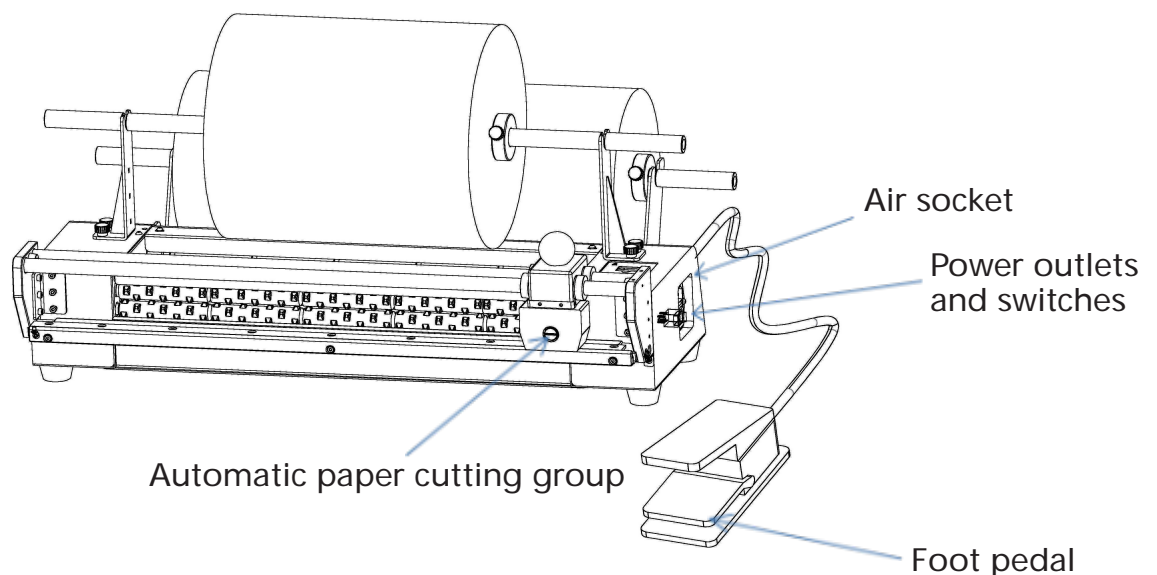
1. Install bracket



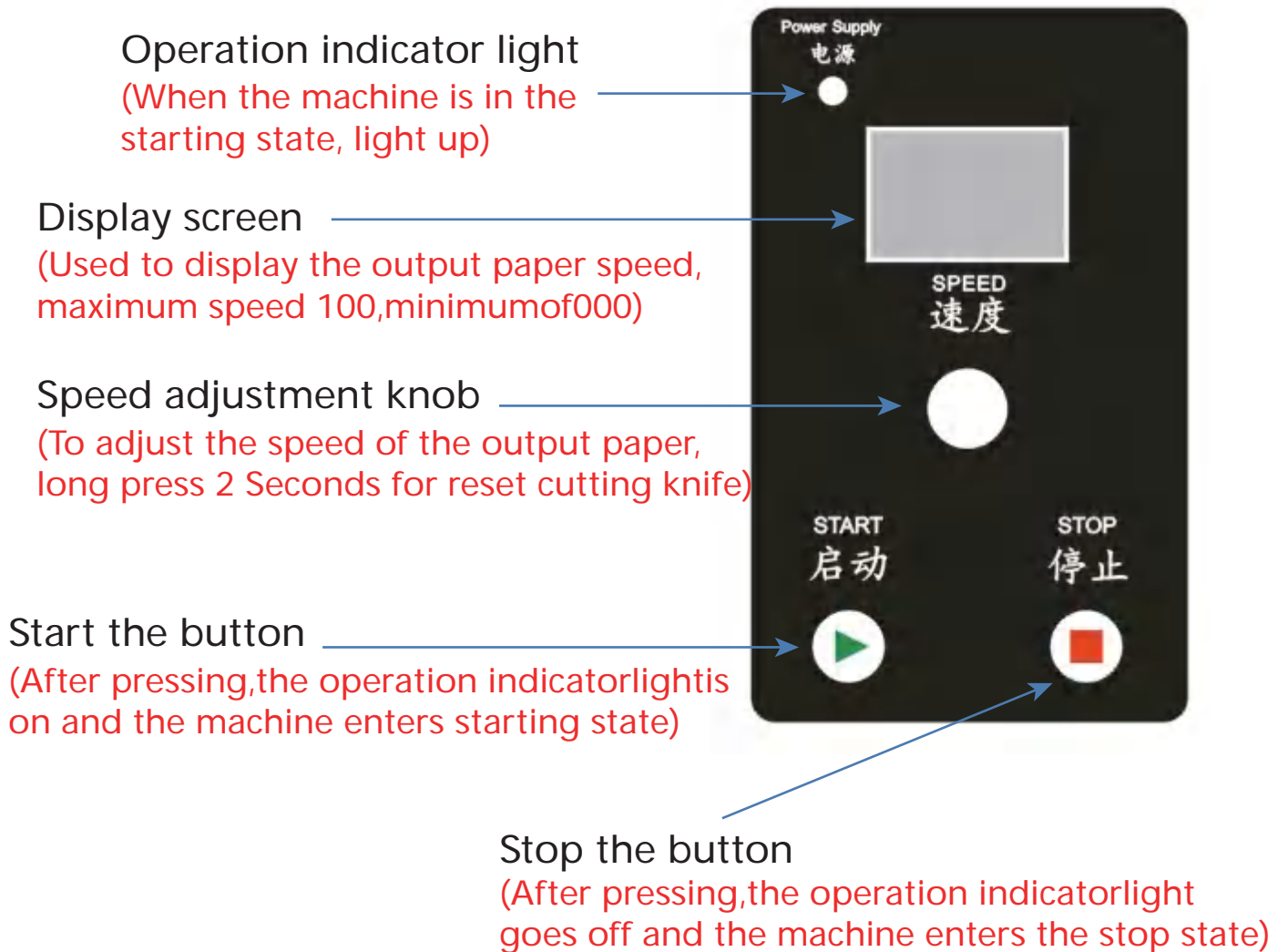
2. Put the honeycomb wrapping paper and snow pear paper into the bracket rod, and put it into the machine card slot. Then connect the power supply and the foot switch



3. Send the appropriate paper length according to the items to be wrapped. After the package is finished, hold the black rubber wood handle ball in the manual paper cutting device and push it in the direction of the paper.(When cutting the paper, you should hold the handle ball with one hand and cut the paper, and the other hand slightly pull the wrapped items to make tension on the surface of the paper.)



Operating interface description



Our service purpose

Quality first

Customer orientation

Pioneering and innovating

Steady development

Abide by credit

People oriented

